

# Bonny Doon Fused Glass Tools

## Dragonfly Tutorial and Kit



Also a private Face Book page  
“Bonny Doon Dragonflies”

Thanks for your interest in our Bonny Doon Dragonfly Tutorial and Kit!  
Please email your order to [bkpottery@aol.com](mailto:bkpottery@aol.com) with shipping address!! Add on any other item from our site to ship together.  
[Bonnydoonfusedglasstools.com](http://Bonnydoonfusedglasstools.com)

## 2 Ways to purchase:

Please read carefully as there are choices!!!!

### #1 Tutorial only: \$42.00

(Does not include silk screen)

### #2 Dragonfly Kit : \$120.00

#### Kit Includes:

Full color tutorial for making our 3 styles of dragonflies

1- 8 1/2" x11" silk screen - your choice which one

**Be sure to consider the size of your kiln shelf in decision!**

1 oz EZ Black Enamel powder

8 oz silk screen medium

1 plastic mixing and storing jar with lid

1 stainless steel stir stick

1-4" squeegee

(With this kit you will make many dragonflies!!)

#### Additional supplies needed:

Sheet glass, color of your choice

Blue painters tape

Mask or respirator

Powder sifters

Glass powders

Rare earth magnets available at [magnets4less.com](http://magnets4less.com)

Paper towels

Silicone or 2 part epoxy

Slumpers - this can be kiln shelf, fiber board or tile. Let me know if you need it supplied.



**Add ons:**

Thompson Black Enamel 1 oz \$15.50

Other EZ Enamel colors 1 oz \$15.50

Silk screen medium 8 oz \$28.50

Plastic jar with lid \$1.50

Stainless stir sticks \$8.50

4 " squeegee \$4.50

Additional 8 1/2" x 11" silk screens \$25.00

Slump forms will be available made out of Armstrong Ceiling tile.

**Please use screen number when ordering,**

(See pictures below)

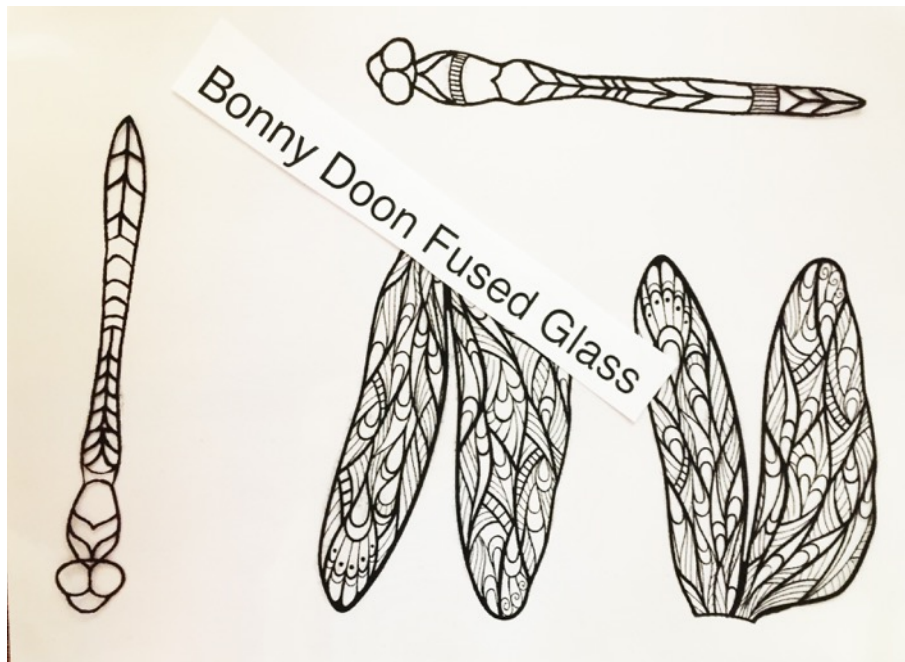
**How to Order!**

Please email to [bkpottery@aol.com](mailto:bkpottery@aol.com) with your full shipping address (even if you have ordered from us many times!!)

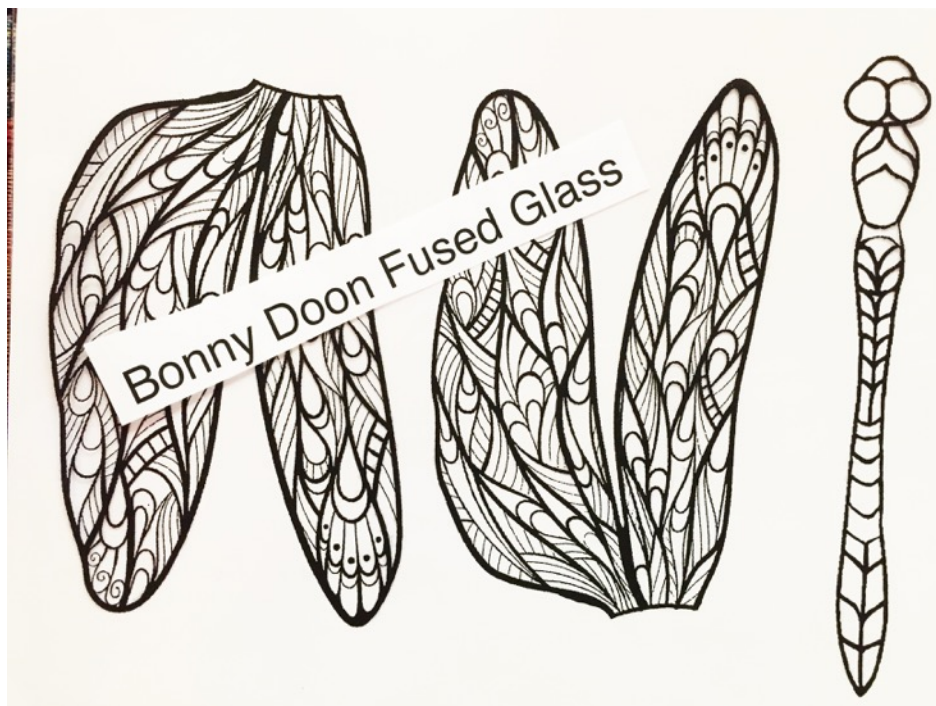
**Please note**.....You need to have a kiln shelf that is big enough for the complete dragonfly. I have listed the size. No returns on any silkscreens.

There are 3 different styles of wings. Each is made in a variety of sizes.

**#D1** 2 different bodies .... Wing size 4" Body 6"  
Full wingspan of Dragonfly 10"



**#D2** Wing size 6 1/2" Body 8"  
Full wingspan of Dragonfly 13-14"






**#D3** Wing Size 9" Body 10"  
Full wingspan of Dragonfly 18-19"



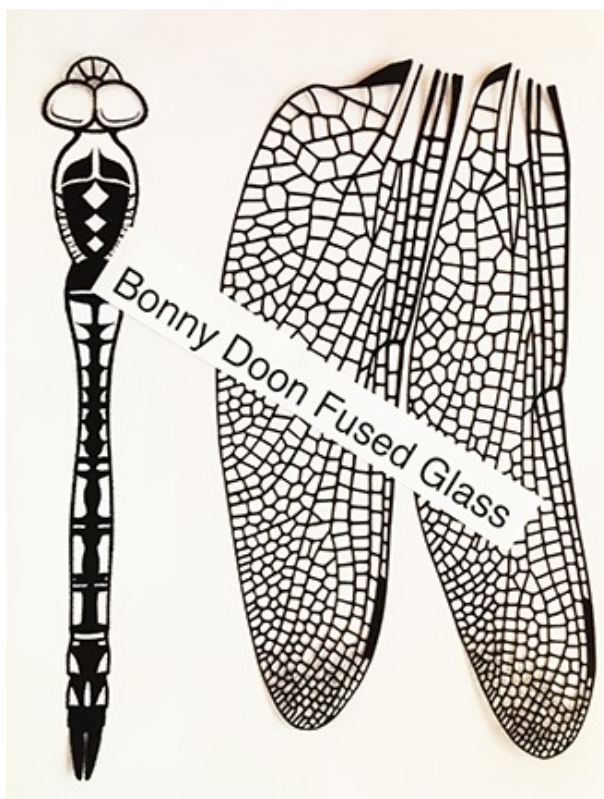
**#D4** Wing Size 6" Body 7 1/2"  
Full wingspan of Dragonfly 13"



**#D5** Wing Size 7" Body Size 7 3/4"  
Full wingspan of Dragonfly 15"



**#D6** Wing Size 9" Body Size 10"  
Dragonfly 19-20"



**#D7** one part wing 4 1/2" body 6 - 5 1/2"  
Full wingspan of Dragonfly around 10"



**#D8** One Part Wing. Wing size 5 1/2" Body 7"  
Full wingspan of Dragonfly 12"





**#D9** 2 part wings that overlap wings 5 1/2" body 6 1/2"  
Full wingspan of Dragonfly 11"



**#D10** Wings are 6 1/4" bodies 7"  
Full wingspan of Dragonfly 13" (use 2 sets of wings)





**#D11** Wings are 7 1/2" Body 8" Dragonfly is 16"



**#D12** Wings are 9"

Full wingspan of Dragonfly

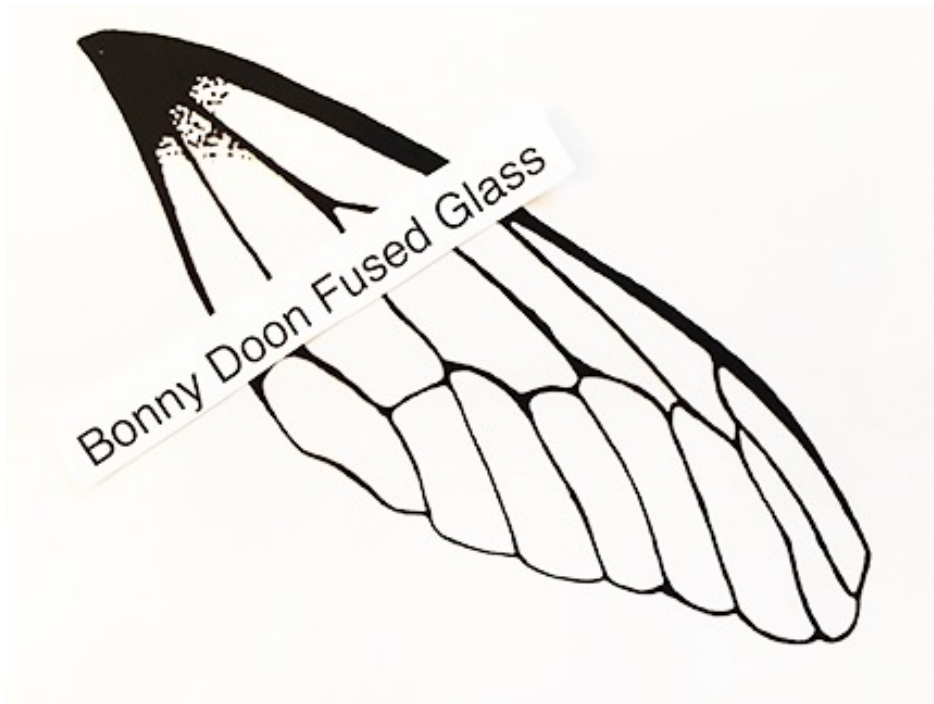
Does not include body -need to print 2 sets. (Use screen #15)



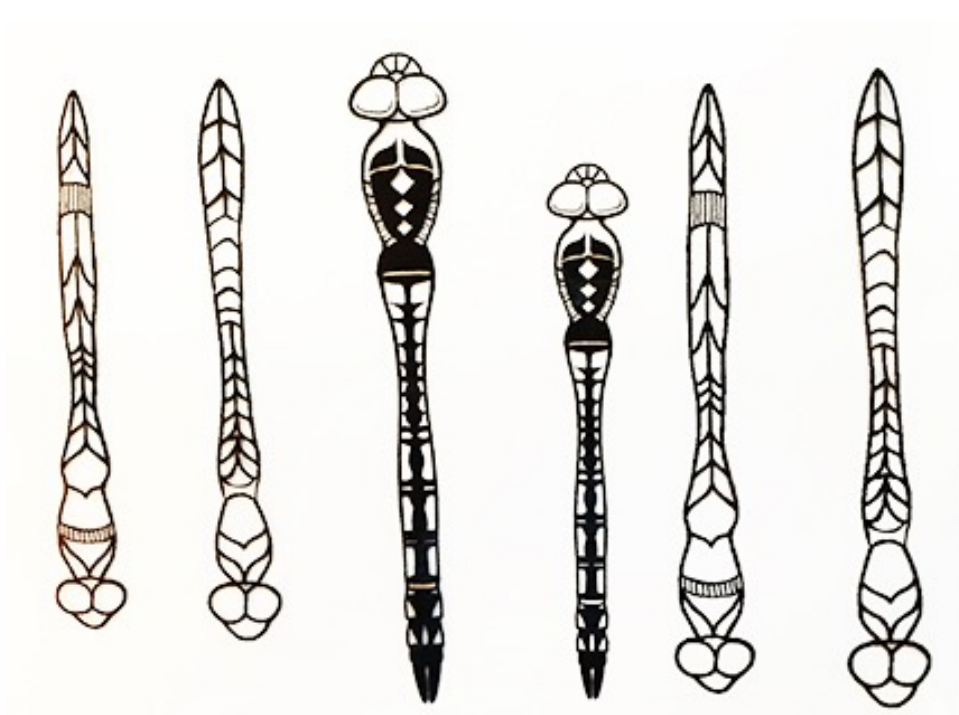
**#D13** Wing is 11 1/2"

Full wingspan of Dragonfly 23"

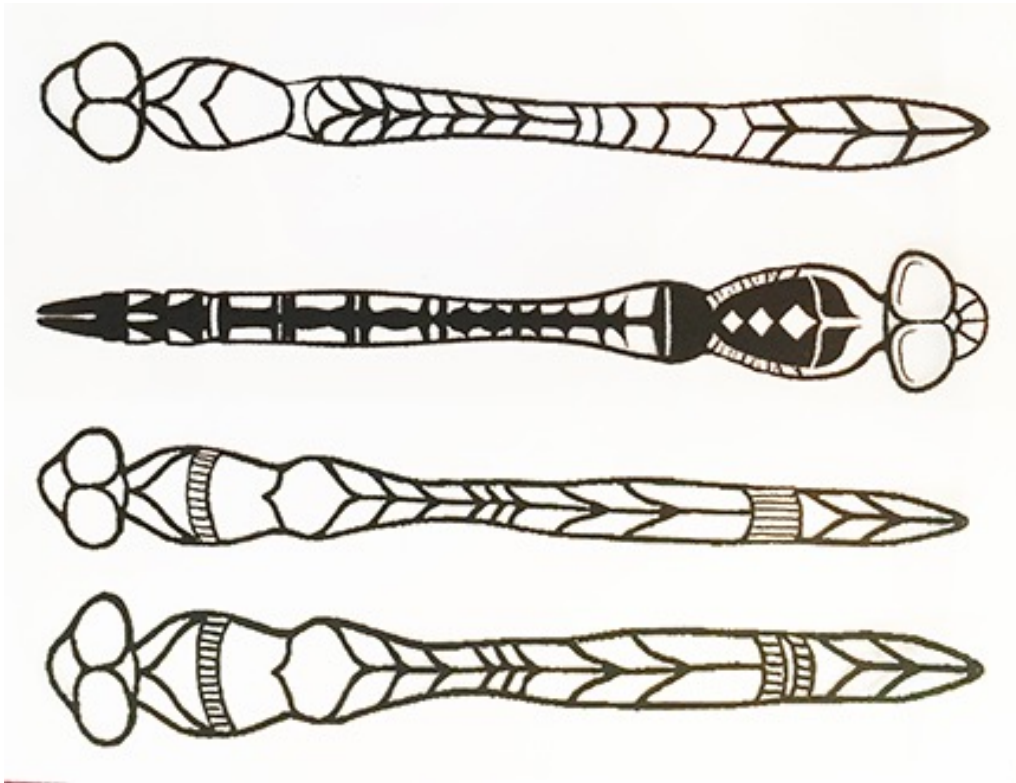
Print 4 - does not include body (use screen #D15 bodies)



**#D14** Variety of bodies from 6 1/2 - 7 1/2"



**#D15** Variety Bodies for the larges wings. These average 10"



**#D16** These are some small dragonflies I thought you might like to screen on other work! average size 4 1/2"





#D17 More for printing on other fused glass work  
Wings 5"

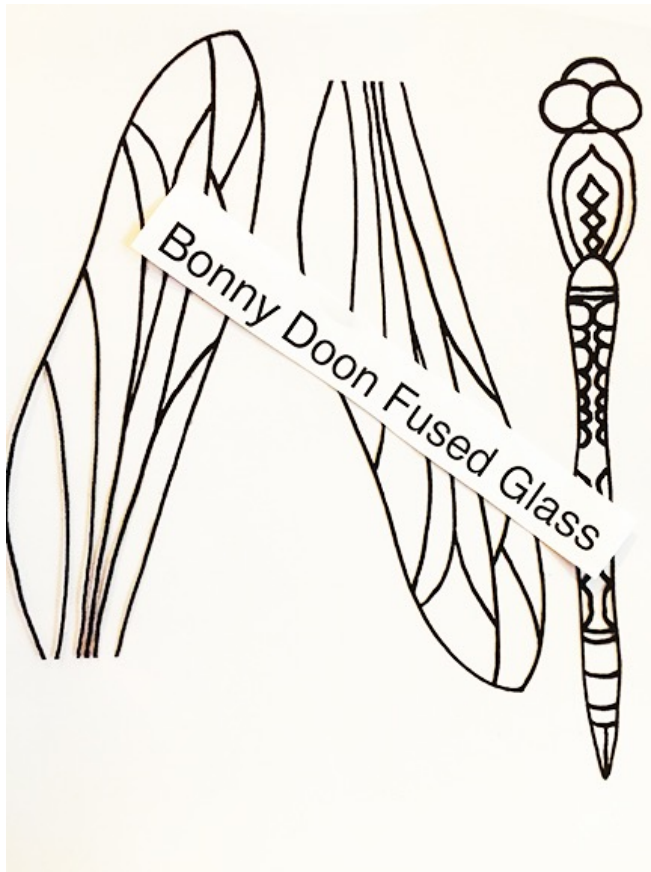


#D18  
Full wingspan of completed dragonfly 16" will fit on a 15"  
shelf corner to corner



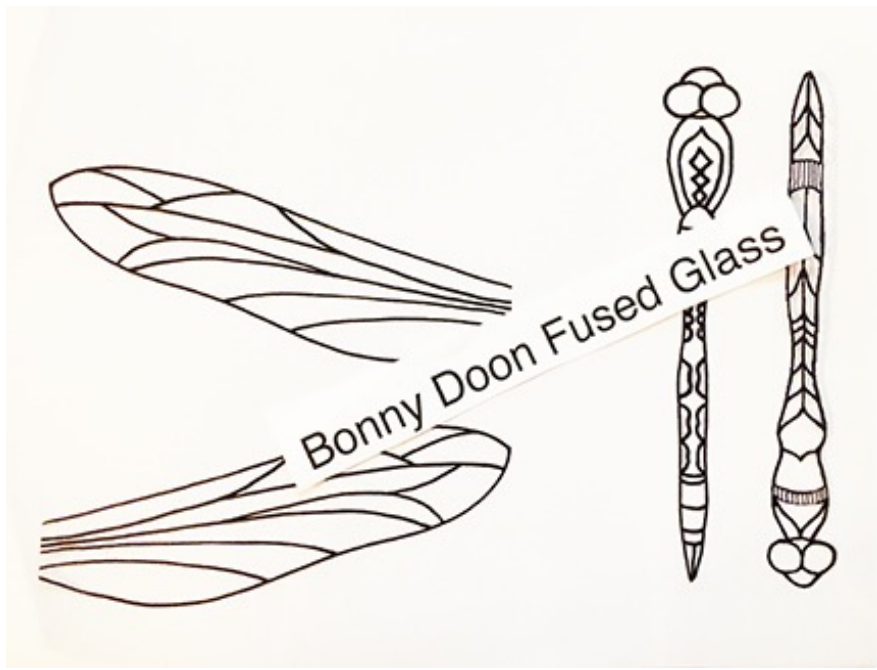
#D19

Full wingspan of completed dragonfly 16" will fit on a 15" shelf corner to corner



#D20

Full wingspan of completed dragonfly 13"



#D21

Full wingspan of completed dragonfly 12"

